


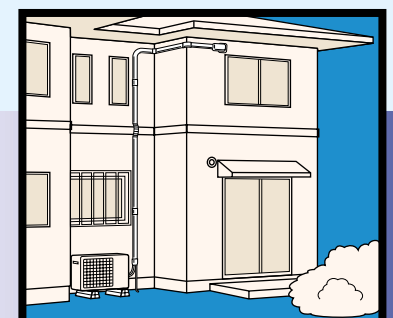
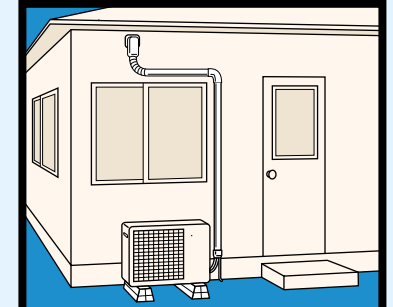


Beautifully finished to match various building designs!




A COMPLETE RANGE OF ACCESSORIES TO SUIT ANY INSTALLATION

Typical SlimDuct Applications



SW

WALL INLET



SK

90° FLAT ELL




SD

Standard Colors:
Ivory, White, Brown
(Black & Gray:
Special order only)


Suitable for Minisplits, High Velocity & Conventional Split Air Conditioning Systems

UV Resistant (Weather Resistant) Rigid Polyvinyl Chloride, Fire Resistant Grade Equivalent to UL-94V-0



SJ


COUPLER



DH

DDH

PLAIN & INSULATED FLEXIBLE DRAIN HOSE
Fits the drain outlet on any minisplit system.



SEN

END COVER

Clean, neat appearance. Hides unsightly pipes & wiring. Blends in perfectly with any building.